



**EVOTECH**®  
P E R F O R M A N C E

**Installation Instructions**



## DUCATI MULTISTRADA 2015 RADIATOR GUARD

Product Reference - 12480

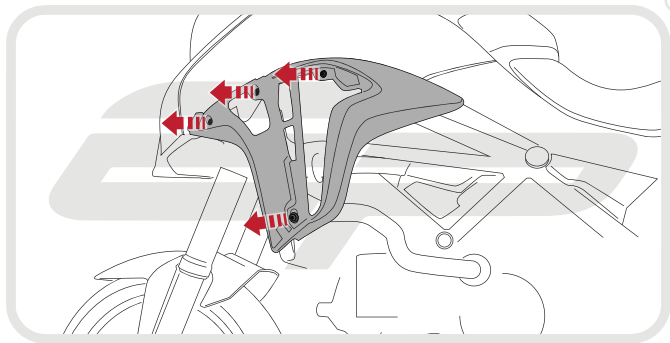
### Kit Contents

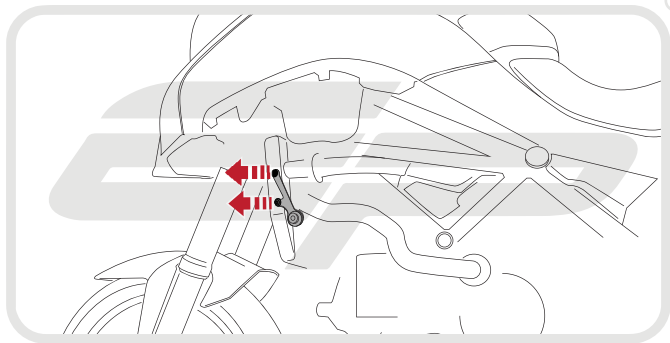
- Ⓐ 1 x Radiator Guard
- Ⓑ 1 x Neoprene Foam

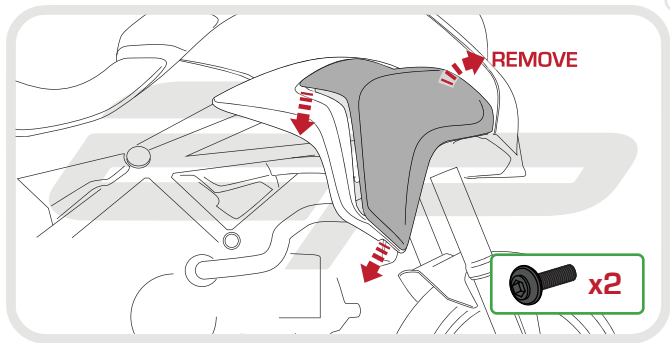
REMOVE

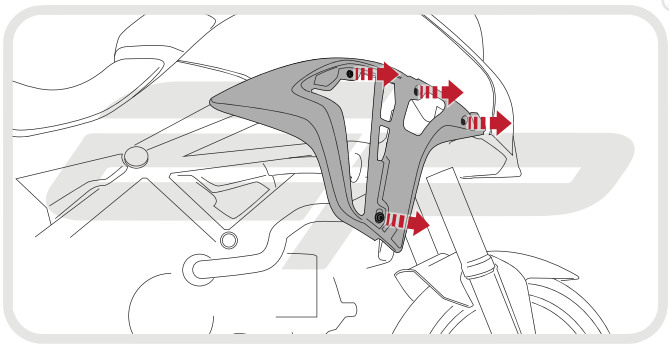


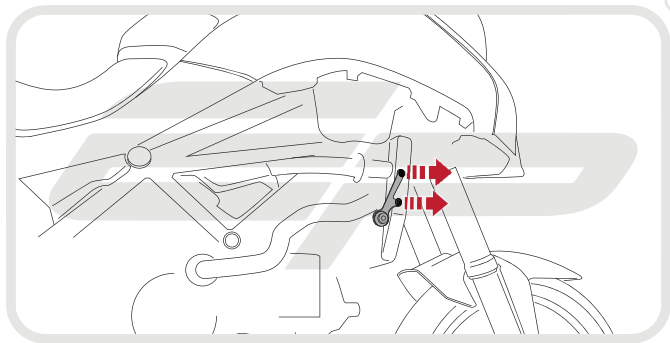
x2



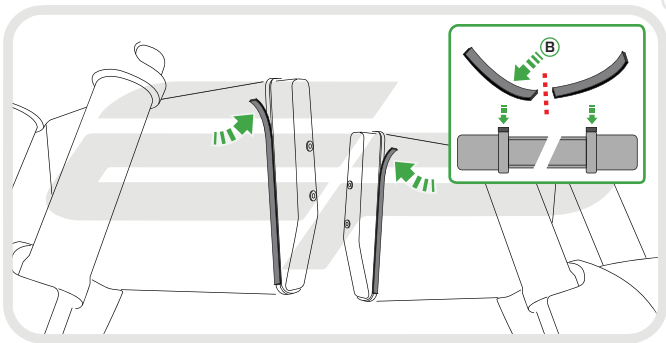








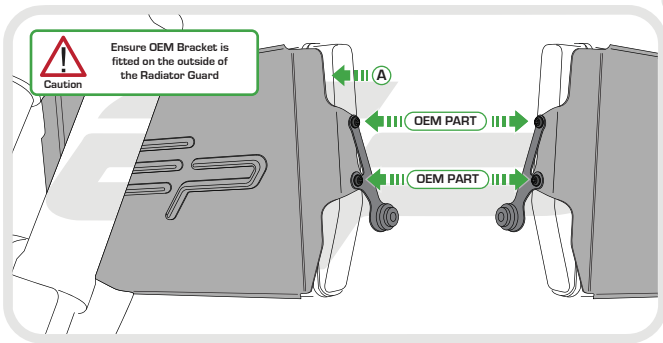






Caution

Ensure OEM Bracket is fitted on the outside of the Radiator Guard





Reverse Stages  
5, 4, 2 and 1



### ESSENTIAL CHECKS

It is recommended that periodic inspections are made to ensure that dirt and debris have not become trapped between the guard and the radiator/oil cooler. Such dirt and debris would reduce the cooling efficiency of the radiator/oil cooler.

It is recommended that periodic inspections are made to ensure that all fixings are fully tightened.



**EVOTECH**®  
P E R F O R M A N C E

[www.evotech-performance.com](http://www.evotech-performance.com)